



GOLF 2020

Equipment & Irrigation Solutions



Greensmaster® Walk Greensmowers

NEW!

A New Legend
in Greens Mowing
is Born.

EdgeSeries™ Reels



Greensmaster
1018

Greensmaster
1021

Greensmaster
1026

Greensmaster® 1000 Series

Telescoping Handle – Accommodates operators of different heights, adjustable to 5 distinct positions.★

Handle Isolation Mounts – Helps eliminate variations in height-of-cut caused by walking strides.★

Intuitive, Precise, Easy-to-Access Controls – Simplifies operation and improves cutting performance & consistency.

Dual Function Bail – Combines safety and operational efficiency.★

High-Low Clip Rate Lever – Easily changes clip frequency in the field. Additional, multiple easy-to-configure clip settings allow superintendents to customise frequency of clip for any playing condition.

Durable Gear Drive Transmission – Provides best-in-class transmission life expectancy.

Proven – Now Detachable - DPA Cutting Units – Easily switch between an 8, 11 or 14-blade **EdgeSeries** Reel options.★

Modular Sub-Assembly Design – Makes service and repairs simple and quick.

Swing-Axle Green to Tee Mower Conversion – Quickly convert from a Greens to a Tee mower.★

Backlapping Option – Onboard backlapping of each greensmower, no additional motors or bench tools required.*★

★ **PATENT-PENDING** *Optional backlapping feature available on 1021 & 1026 models only.



toro.com/GR1000Series

NEW!



Greensmaster
Flex™ 1018



Greensmaster
Flex 1021



Greensmaster
eFlex® 1021

Greensmaster Flex Series

Greensmaster Flex

Superior Cutting Performance – Patented Flex Technology and proven DPA cutting units provide superior ground following, precise mowing at lower heights of cut, and steadfast adjustment retention.

Telescoping Handle – Accommodates operators of different heights, adjustable to 5 distinct positions. ★

Handle Isolation Mounts – Helps eliminate variations in height-of-cut caused by walking strides. ★

Intuitive, Precise, Easy-to-Access Controls – Simplifies operation and improves cutting performance & consistency.

Dual Function Bail – Combines safety and operational efficiency. ★

Power & Performance – A proven 3.5 hp (2.6 kW) Honda® engine is easy to start and has ample torque for consistent performance.

High-Low Clip Rate Lever – Easily changes clip frequency in the field. Additional, multiple easy-to-configure clip settings allow superintendents to customise frequency of clip for any playing condition.

Durable Gear Drive Transmission – Provides best-in-class transmission life expectancy.

Versatility - Tool-Free Quick Change Cutting Units – Easily switch between an 11 or 14-blade EdgeSeries Reel option.

Modular Sub-Assembly Design – Makes service and repairs simple and quick.

Greensmaster eFlex

Cutting Performance – Identical cutting performance to the Flex engine models.

Lithium Ion Battery Technology – Proven Samsung® battery performance.

Extremely Quiet With Zero Exhaust Emissions – Minimal noise and no exhaust emissions to reduce your impact on the environment and your golfing community.

Onboard Backlapping – Backlapping without using additional motors or bench tools.

EdgeSeries® Reels



TransPro 100



TransPro 80

Greensmaster® Riding Greensmowers

NEW!

Greensmaster eTriFlex™ Series

All-Electric Traction, Steering, Lift & Reel Control – No onboard hydraulic fluid.

eTriFlex Models:

Engine/Generator Model, 14 hp (10.4 kW) twin-cylinder Kawasaki® with Battery Assist Technology and up to 20% fuel savings. Constant 2,400 rpm and shrouded engine for amazingly quiet operation.

Lithium-Ion Battery Model, 48-Volt Samsung® with virtually silent operation.

Advanced Cutting Performance

Clip Rate – Maintains consistent cutting unit clip rate in turns on each individual reel.

Wheel Speed Control – Individual wheel speed control during turns for reduced wheel scrubbing.

Lift-In-Turn – feature that provides a level cut from side to side, particularly in turns.

Double A-Arm™ – plus Link-System Suspension for superior contour-following.

Industry-Leading Flex™ Technology – and DPA cutting units for easy adjustment and precision.

Lift-In-Turn Feature Combined with RDS – provide a consistent cleanup cut.

Enhanced Clippings Capture System – for improved turf health.

Lift & Reel Control – automatically produces an even cut line across all reels when raising or lowering cutting units.

Highly Productive and Versatile

Ample Power – for a wide range of applications both on and off the greens.*

Productivity – robust 10 mph (16.1 km/h) transport speed with built-in “Slow-in-Turn” feature.

Auto-Brake – engages on operator dismount.

Foot-Operated Service and Parking Brake

Innovative Maintenance Enhancements

InfoCenter™ – with protected settings, controls and advanced diagnostics.

Tool-Free, Quick-Change cutting units.

Lift-Gate Footrest – for easy access to the centre cutting unit.

Large, Balloon-Style Tyres – that are gentle on turf.

*Verticutting with the Engine/Generator model only.




EdgeSeries™ Reels



toro.com/eTriFlex



Radius Dependent Speed (RDS) System for Optimal Perimeter Cut



Clip Rate: Maintains consistent cutting unit clip rate in turns on each individual reel

Lift-In-Turn: Feature that provides a level cut from side to side, particularly in turns

Wheel Speed Control: Individual wheel speed control during turns for reduced wheel scrubbing



Greensmaster® Riding Greens Mowers

Greensmaster TriFlex® Series

Greensmaster TriFlex

Unparalleled Cutting Performance – Double A-Arm™ Suspension and Flex Technology allow cutting units to closely follow turf delivering the productivity of a rider with the precision of a walker.

Highly Productive and Versatile – Tool-Free, Quick-Change cutting units remove in minutes making it easy to swap cutting units with attachments for the ultimate in versatility and productivity.

Lift-In-Turn™ – Maintains a consistent, level cut on the clean-up pass.

More Power and Performance – 21 hp (15.6 kW) Vanguard® Twin petrol engine and 24.8 hp (18.5 kW) Kubota® diesel engine have ample power for any application.

Light Footprint – Large, turf-friendly tyres distribute weight evenly across the machine's tyre footprint to minimise tyre marking.

Easy to Service – Maintenance enhancements such as the Tool-Free, Quick-Change cutting units, no daily grease points and Lift-Gate Footrest save technicians time.

Greensmaster TriFlex Hybrid

Cutting Performance – Identical cutting performance and operator controls as on the TriFlex hydraulic models.

Highly Efficient Electrical Components – Custom-designed components are highly durable and provide ample power for any mowing application or verticutting, on or off the green.

On-Board Energy Storage – Provides additional power during peak demands.

EnergySmart® – Features that save time and energy, and enhance productivity and turf health combined make the TriFlex Hybrid the first product to earn the EnergySmart label from Toro.



Greensmaster
3300 TriFlex



Greensmaster
3400 TriFlex



Greensmaster 3150-Q



Greensmaster 3250-D

Greensmaster® 3150-Q/3250-D

Legendary Quality of Cut – Known for excellence in quality of cut and reliability.

Proven Performance – Dependable and reliable performance for any mowing task on or around the green.

More Power – The 3250-D is equipped with a 24.8 hp (18.5 kW) Kubota® diesel engine for performance and power.



*Greensmaster
3420 TriFlex Hybrid*



*Greensmaster
3320 TriFlex Hybrid*

Trim & Surrounds Mowers

Toro® Trim & Surrounds Mowers

When you need a reel trim mower whose cutting quality and versatility is second to none, the Toro Reelmaster® 3100-D is the clear choice. It's the only reel mower with Sidewinder® technology that slides the cutting units side-to-side, on the fly, to reach turf that other mowers can't. It's perfect for mowing around greens and bunkers where precision control is a must. Add the legendary Toro cutting units and triplex configuration, and the 3100-D is the best reel trim mower on the market.



Reelmaster 3100-D Sidewinder

The Reelmaster 3100-D is a unique triplex mower designed for superior performance on the golf course. The optional Sidewinder cutting units can be shifted right and left, on the fly, for increased reel overhang and less turf wear-and-tear.

EdgeSeries® Reels

NEW!

Groundsmaster® 3200/3300

The Groundsmaster 3200/3300 delivers unparalleled productivity. Featuring a powerful 37.4 HP (27.9 kW) or 24.7 HP (18.4 kW) engine, CrossTrax® all-wheel drive and legendary Groundsmaster decks, the Groundsmaster 3200/3300 makes quick work in even the toughest terrain while delivering an exceptional quality of cut.



Groundsmaster 3500-D Sidewinder

The Groundsmaster 3500-D, with Toro's innovative Sidewinder cutting system, shifts the Contour Plus™ cutting units from side-to-side to cut hard-to-reach turf. The 3500-D features a 68-inch (173 cm) width of cut and full time 3-wheel drive provides superior operator control.

ProLine® H800

The Toro ProLine H800 direct collect rotary mower with high-lift dump mechanism was engineered for unmatched collection performance. Featuring a powerful Yanmar® 24.7 hp (18.4 kW) diesel engine; fast groundspeed up to 9.3 mph (15km/h); our innovative Smart Airflow direct collection design; and 77" (1.95 m) high-lift system that dumps clippings directly into truck beds or trailers, the ProLine H800 can mow, collect and dispose of up to 3 acres (12,000 m²) of material per hour!



Groundsmaster 360 Quad-Steer™

The Groundsmaster 360 manoeuvres in close around trees and fences, so there's less trimming to do later. Fast, efficient and versatile, it features multiple deck options from 60-100 inches (1.52-2.54m) – ideal for secondary roughs, trimming around trees and clubhouse lawns. Need to cut back native grasses? Simply adjust the height of cut from 1 to 6 inches (2.5-15.2 cm) to fit your needs.

Groundsmaster 7200/7210

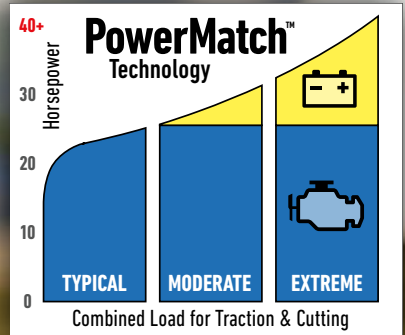
A zero turn rotary mower rugged enough to be called a Groundsmaster. The 7200/7210 features multiple deck options from 152-254 cm (60-100 inches) and powerful 18.5 or 27.4 kW (24.8 or 36.8 hp), 3-cylinder, liquid-cooled diesel engines. Durable heavy-duty 7-gauge welded deck construction and the industry's toughest spindle assembly provide long life.



Reelmaster® Fairway Mowers

Reelmaster 5010-H

The Reelmaster 5010-H gives you the power and performance you want with the fuel efficiency and reliability you need. Through its exclusive **PowerMatch™** system, the Reelmaster 5010-H utilises the power of a diesel engine in combination with a battery pack to supply over 29.8 kW (40 hp), but only when conditions require. Electric motors on the cutting units, which feature low-friction seals and bearings, improve performance and reduce power requirements. The result is increased fuel efficiency, quieter operation, significantly fewer hydraulics and an unmatched quality-of-cut with **EdgeSeries™** reels.



Exclusive Hybrid Drive System

– PowerMatch technology enables the Reelmaster 5010-H to seamlessly match the power generated to the power required for traction and cutting based on the mowing conditions.



EdgeSeries™ Reels

Reelmaster® 3550-D

The Toro® Reelmaster 3550-D floats effortlessly over contours in fairways and green surrounds. With a productive 2.1m (82") cutting width, our new **EdgeSeries™** reels, turf-friendly tyres, the superior traction of a Series/Parallel 3-wheel drive system, and a weight of less than 907 kg (2,000 lbs.), the Reelmaster 3550-D is engineered to make a big impression...without leaving one.

Reelmaster 3555-D/3575-D

The Reelmaster 3555-D and 3575-D fairway mowers are 20% lighter and much more compact than traditional fairway mowers from Toro and others. The lighter weight combined with a highly productive 2.54m (100-inch) cutting width, the improved manoeuvrability of a 3-wheel drive compact chassis design, **EdgeSeries** reels and several other key features – take this fairway mower into a class of its own.



*Reelmaster 5010 Series models:
Reelmaster 5410/5510/5610*

Reelmaster 5010 Series

Unrivaled productivity with a 2.54 m (100-inch) cutting width, superior after-cut appearance, **EdgeSeries** reels, and simplified maintenance. Discover these and any of the hundreds of other reasons why the top golf courses in the world choose the Reelmaster 5010 series for picture perfect fairways and unmatched value.

Reelmaster 7000-D

The Reelmaster 7000-D is a multi-use, heavy-duty reel mower designed for productivity and performance in the most extreme conditions. This mower has it all – power, productivity of a maximum 3.2 m (126-inch) cutting width and provides a superior aftercut appearance. By the way, it's also an overseeding champion!



Reelmaster® 3575-D

EdgeSeries® Reels

Toro EdgeSeries reels represent the next generation of cutting quality and durability with enhanced edge retention. In addition to new reel materials, the **EdgeSeries** incorporates new reel geometry and changes in the manufacturing process that result in a more consistent aftercut appearance.



toro.com/edgeseries



Reelmaster® 7000-D

Groundsmaster® Rough Mowers

NEW!



Groundsmaster 1200

The Groundsmaster 1200 delivers an unparalleled combination of productivity, durability and superior cut. It features a 3.7 metre (12-foot) width of cut and can mow up to 4 hectares (9.8 acres)* per hour. Remaining true to Groundsmaster's unmatched reputation of durability, the 1200 was designed for years of reliable mowing. Its spindles are the same as Toro's large rotaries and capable of withstanding the roughest conditions. The 1200 delivers an evenly-cut, professionally-striped look to large open spaces.

Groundsmaster® Contour Family

Since 1973, Toro Groundsmasters have been proven on the world's top golf courses, delivering consistent, clean cuts and breathtaking roughs. But we're not satisfied. That's why Groundsmasters are engineered with innovations like Sidewinder® cutting units for precise trimming, CrossTrax® all-wheel drive for superior traction, and SmartCool™ for unsurpassed cooling performance. No matter which Groundsmaster you choose, you'll get the legendary performance that makes this an unbeatable value.



381 cm
← (150") →

4,2
ha/hr
(10.3 acres/hr)

Groundsmaster 4700-D

277cm
← (109") →

3,0
ha/hr
(7.5 acres/hr)

Groundsmaster 4500-D

229 cm
← (90") →

2,2
ha/hr
(5.4 acres/hr)

Groundsmaster 4300-D

173 cm
← (68") →

1,4
ha/hr
(3.5 acres/hr)

Groundsmaster 3500-D
Sidewinder

Productivity per hour dependent on operator and turf conditions. Assume 85% efficiency for turns and overlap.

Workman® GTX Utility Vehicles

Simply Superior.

More Comfort. More Power. More Versatility. More Control.

The Workman GTX is a work vehicle that boasts an unequalled combination of comfort, power, utility and control, making it simply superior to the competition. Its increased power, improved steering and exclusive suspension and braking systems make the Workman GTX the most versatile, practical and comfortable utility vehicle in its class. With its narrow 120 cm (47") width, petrol or electric power, and hundreds of configurable options, attachments and seating choices, running to different jobs around the course has never been so productive. So whether you are setting cups, checking on irrigation, or moving people or materials, the Workman GTX has the power and versatility to get the job done right.



toro.com/gtx





Visit toro.com or call your local distributor for a full list of available accessories and attachments.

Features:

- Versatility** – The Workman® GTX is adaptable to almost any task. Two, four or six-seat configurations come with bench or bucket seats. Front and rear attachment points for garbage cans, hose reels or walk spreaders free up the bed for more hauling capacity. Steel 1.2 m and 1.8 m (4 and 6-foot) flat beds are also available.
- Power** – Whether you choose the 429 cc petrol, 429 cc EFI petrol, or 48-volt AC electric Workman GTX, power and performance come standard. An improved power to weight ratio boosts payload capacity and productivity.
- Control** – An automotive-grade rack and pinion steering system provides more control and lowers steering effort, while operating loaded or empty. The Workman GTX also features class-exclusive hydraulic disc brakes. Minimal maintenance, no cable adjustment and less pedal force than mechanical cable brakes affords the Workman GTX reliable and consistent stopping power.
- Suspension** – Coil-over shocks on all four tyres deliver greater suspension travel and adjustability resulting in a smoother ride and minimised operator fatigue. It is also the only vehicle in its class to feature a split frame to further increase ride comfort.
- Durability** – Virtually unbreakable composite exterior components and a powder coated frame and underbody give the Workman GTX superior durability. Run it hard, day after day.



4-Seat with Canopy



2-Seat with Flat Bed



2-Seat with Cab

Workman® GTX Utility Vehicles

NEW!

Workman GTX Lithium-Ion Lifted & GTX EFI Lifted*

The new Workman GTX EFI and Workman GTX Lithium Lifted models each provide new features while maintaining the comfort, control, power, versatility, and ease of maintenance that sets the GTX apart.

Increased Ground Clearance – Improve your ride over uneven and rough terrain while also avoiding debris with an additional 3" (7.6 cm) of ground clearance.

Turf Friendly Tyres – Protect your turf and ride in style with 22" (55.9 cm) turf tyres and modern 12" (30.5cm) aluminium wheels.



Increased Ground Clearance



GTX Lithium-Ion Power

Cargo Capacity – At 800lbs (363.8 kg), the GTX Lithium provides you with the largest cargo capacity of any lithium-ion vehicle in its class.

Maintenance-Free – Lithium-Ion packs require no maintenance which lets you to spend less time checking batteries and more time checking tasks off your to-do list.

Extended Battery Life – Lithium-Ion battery packs give you the power for long days and reduced charging time for short nights.

Onboard Charger – No need to keep track of your charger, it is onboard and ready to be connected to any standard power outlet anytime, anywhere.

Reduced Weight – The GTX Lithium is 26% lighter than a traditional electric vehicle, making it nimble while still packing plenty of all-day power.



Workman® MDX & HD Utility Vehicles



ProPass™ 200



Topdresser 1800



Optional Cab



Multi Pro® WM sprayer



Pro Sweep®

Workman HD Series

Get more work done with the versatile Workman HD series utility vehicles. Industry-leading towing capacity of 1587 kg (3500 lbs.) allows you to safely tow a ProPass 200 or Topdresser full of sand. Four-wheel hydraulic brakes and payload of up to 1497 kg (3300 lbs.) enables you to heap it full of sand, sod or dirt without hesitation.

The DeDion rear axle with I-beam isolates and protects transmission, engine and main frame from heavy loads. Independent, double A-frame front suspension provides exceptional ride quality and comfort and the independent suspension absorbs rough terrain – not the operator.

Model Options:

- HD – Two-wheel drive, Kohler® 674cc air-cooled
- HDX – Two-wheel or four-wheel drive
Kubota® 962cc liquid-cooled EFI
- HDX-D – Two-wheel or four-wheel drive
Kubota 898cc liquid-cooled diesel
- HDX Auto – Two-wheel or four-wheel drive
Kohler 747cc liquid-cooled EFI



Workman MDX Series

Superior ride quality is achieved through independent front suspension, coil over shocks, and an extended cab design. The active in frame Twister™ joint improves traction and stability while minimising turf damage. Combine all of these features including a payload of up to 750 kg (1,650 lbs.) and four-wheel hydraulic brakes letting you to get more done safely in less time with less fatigue.

Model Options:

- MDX – Briggs & Stratton® 480cc
- MDX-D – Kubota 600cc

Visit toro.com or call your local distributor for a full list of available accessories and attachments.



Canopy



Brush Guard



Hard Cab



Windshield



Electric Bed Lift

Outcross® 9060

NEW!

NEW!

Outcross 9060

The Outcross 9060 is an invaluable tool in the long-standing battle Turf Managers face to "do more with less." This machine is a time-saving, easy-to-use, multi-purpose, turf-friendly workhorse that brings year-round flexibility, consistency and productivity to turf maintenance operations. Get ready to do more. The Outcross is the first machine of its kind to be purpose built for the management of fine turf.

Its balanced design, four-wheel steer, and four-wheel drive make it extremely gentle on turf. Keep busy year-round by utilising Outcross's 3-point hitch, drawbar, or front loader. Mow grass, spread fertiliser, load sand, haul a pallet of sod, aerate, topdress, remove snow and ice, blow leaves, prune roots, spread seed, tow a trailer, sweep a path, chip wood, and much, much more. Intuitive automotive-style controls and one-time parameter setup keeps operations simple and efficient.

All-Season Cab with Loader



Standard Bed



Optional Cargo Bed



toro.com/outcross

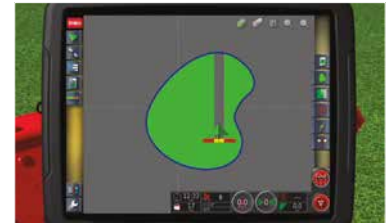
Visit toro.com or call your local distributor for a full list of available accessories and attachments.



Multi Pro® Sprayers

Multi Pro 5800 with GeoLink® Precision Spray System

GeoLink is the industry's only turf-based precision spray system. Turf professionals will benefit from substantial chemical savings thanks to individual nozzle control and sub-inch accuracy. Reporting is simple with GeoLink; application rates, coverage maps, area and volume data are easily downloaded for thorough record keeping. The weatherproof touchscreen is rugged enough to withstand challenging conditions and makes application programming easy and straightforward.



Easy-to-Use Touchscreen – A large, weatherproof touch screen shows the machine's location and allows the operator to create and choose spray jobs containing multiple spray zones.

Multi Pro Accessories

NEW!

• **GeoLink® AS™**, Toro's exclusive autosteer system for the Multi Pro 5800 with GeoLink, delivers maximum productivity and optimal coverage by automatically steering the machine, ensuring full boom utilization and efficient spray application.

• **ExcelaRate™ Rate Control System** makes achieving precise application rates simple and repeatable. Step-by-step calibration and memory of your two most commonly used rates saves time and increases accuracy. Developed by Toro exclusively for turf and standard on all Multi Pro 5800 machines!

NEW!

• **NozzAlert™ Nozzle Flow Monitoring System** brings peace of mind to spray applications by alerting the operator to nozzle flow disparities caused by totally or partially blocked, broken, missing, or worn nozzles. From the comfort of the operators seat, a simple display gives visual and optional audible alerts when flow disparities are detected, allowing the operator the opportunity to correct before mis-application and resulting turf damage.

- **Cleanload™ Eductor** is an on-board mixing station for safely loading any product without the need to first mix a slurry.
- **Fresh Water Rinse Kit** simplifies and automates the triple-rinse process, saving hours upon hours of clean-up time.
- **Covered Boom Shroud** mounts to existing boom and minimises spray drift in breezy conditions.
- **Ultra Sonic Boom Kit** automatically maintains optimal boom height in undulating turf conditions.

Also Available: Enclosed Cab, Sunshade Canopy, Electric Hose Reel, Pro Foam Marking Kit, Rear Work Light Kit and Single Spray Nozzle Kit.

Multi Pro® 1750 with GeoLink®

Earning the market leader position in turf vehicle sprayers comes from listening to what your customers truly want in a sprayer. Toro's 662 litre (175-gallon) dedicated vehicle sprayer is the culmination of hundreds of hours of insightful customer input. This proven sprayer uses an advanced spray system design, combined with cutting-edge sprayer controls and productive vehicle features to create the most advanced, efficient and accurate sprayer on the market. From aggressive agitation, faster response, consistent and accurate application rates, and intuitive rate set up, this sprayer has it all.



Multi Pro WM

The Multi Pro WM advanced spray system for Toro's Workman® HD or the HDX utility vehicle leverages the reliable system design found on the Multi Pro 5800 and Multi Pro 1750, and offers flexibility not found with dedicated spray vehicles. Considerable effort went into making the Multi Pro WM easy to install and easy to remove, allowing users to convert their spray vehicle to a topdresser vehicle for example, or simply back to a utility vehicle with a bed. All of the same popular attachments found on the dedicated sprayers are also available for this 757 litre (200-gallon) bed-mounted sprayer.



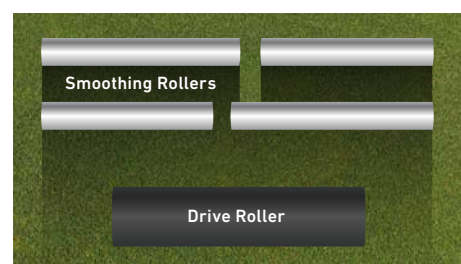
GreensPro® 1260 Greens Roller

GreensPro 1260

The GreensPro 1260 delivers exceptionally smooth and fast greens with a superior operator platform. The split, contour following smoothing rollers perfectly follow undulations delivering exceptionally smooth putting surfaces. The operator platform is fully adjustable for unmatched comfort and operator safety. The new transport system featuring a QuickLatch coupler will make transporting from green to green unbelievably quick and simple.



- Direct drive traction roller design dramatically reduces maintenance with improved reliability
- Offset smoothing rollers deliver unmatched roll consistency and will not leave a ribbon of unrolled turf
- Fully adjustable operator platform offers comfort and safety
- Independent, articulating smoothing heads follow undulations, preserving natural contours
- Remarkably light tongue weight makes mounting and dismounting easier than ever
- Industry-leading roll-to-transport conversion can easily be done regardless of operator size



Offset smoothing roller design for uniform greens appearance and playability

Specialty Mowers

HoverPro® Series

The Toro® HoverPro is perfect for maintaining turf on steep slopes, tight undulations, areas near water or bunker lips. A light footprint makes the HoverPro easy to operate while its rugged design ensures years of quality performance.



HoverPro 400

HoverPro 450

HoverPro 500

HoverPro 550

Cutting Systems



Nylon Wire –
(HoverPro 400 & 450)



Steel Cutting Blade –
(HoverPro 500 & 550)

ProStripe® 560

The ProStripe 560 combines exceptional turf striping with the simplicity of a walk power mower. It is the ideal mower for striping smaller turf areas and can easily manoeuvre into tight locations.



The unique split rear-roller with integrated differential enables tight turns with minimal risk of turf damage.



Sand Pro® Bunker Rakes

Sand Pro 2040Z

The Sand Pro 2040Z mechanical rake is unlike anything else in the marketplace; a zero-turn mechanical groomer delivering unmatched manoeuvrability and productivity. This unique machine is a daily use bunker rake that will reduce a golf course's labour costs for both mechanical and hand raking of bunkers. The "flex" raking system with the patent-pending "lift-in-turn" feature enables an operator to turn tightly in bunkers without leaving unraked teardrops or tyre marks. The nimble Sand Pro 2040Z will save you valuable time in your workday, improving bunker playability and consistency.



Weeder Tine Tool bar



Bunker Pump



Spring Rake/ Tooth Rake



Tooth Rake Broom



Hydraulic Flex Blade

Visit toro.com or call your local distributor for a full list of available accessories and attachments.



Sand Pro 3040/5040



Sand Pro 2040Z

Sand Pro 3040/5040

It's time to demand more from your bunker rake. With the exclusive Quick Attach System™ (QAS) offering tool-free, quick attachment change outs and over 25 valuable attachments, the Sand Pro 3040 and 5040 are versatile utility vehicles with as many uses outside the bunker as in it. The Sand Pro 5040's optional front QAS provides added flexibility and exclusive steerable front attachments for surgical precision. The Toro Sand Pro keeps bunkers in tournament condition every day.

The **QAS Flex Tooth Rake** offers productivity and performance advantages to your daily grooming. This new Sand Pro attachment features a flexible rubber groomer delivering an exceptional groom while being gentle on turf and bunker liners.

ProCore® Aeration Solutions

ProCore 648

The Toro ProCore 648 aerator, with its efficient 122 cm (48") aeration swath, delivers maximum productivity and exceptional aeration. From the innovative wheel placement within the aeration path to the TrueCore™ ground-following system that maintains consistent aeration depth, the ProCore 648 sets the standard in greens aeration. The six precision-balanced coring heads make aerating remarkably smooth. Efficient, productive and innovative - that's what makes the ProCore 648 the best choice.




ProCore 648

ProCore SR Series deep tine aerators

ProCore SR Series deep-tine aerators alleviate subsurface soil compaction, helping to create an environment for turf to thrive. These durable and time-tested products are capable of withstanding the most extreme aeration conditions. From lightweight, precision machines to robust, heavy-duty machines to break up soil on even the most compact surfaces, the ProCore SR Series deep-tine aerators are the ultimate choice for performance and quality.



ProCore SR72



ProCore SR54-S

(Single and dual roller options available on SR54 and SR70)

ProCore 864 & 1298

The same ground-breaking technology that allowed the ProCore 648 to revolutionise greens aeration is available for large-area applications. The precision-balanced coring heads run smoothly, even in the raised position with the PTO engaged. This will save you valuable time in turn-arounds and avoiding ground obstacles. The ProCore 864 (163 cm / 64") and ProCore 1298 (249 cm / 98") deliver exceptional aeration and productivity in an easy to use, robust design.



ProCore 864



ProCore 1298

Debris Equipment

Pro Force®

The Pro Force delivers impressive air power for fast removal of grass clippings, leaves, divots, aeration cores and other debris from your golf course. A newly redesigned hand-held wireless remote control makes it incredibly easy to use. Rotate the nozzle 360 degrees in either direction, adjust the engine speed up or down, and start and stop the engine with the remote control.



Pro Force debris blower for Groundsmaster® 360 Quad-Steer™ 4WD

Compact vertical design delivers unmatched manoeuvrability. Hydraulic chute control with 245° nozzle rotation improves directionality of nozzle with 90° angle to ground and allows operator to quickly change air flow direction which improves efficiency. Quickly mounts with Toro's Quick Attach System™ and is PTO-driven for outstanding power and performance. The Pro Force blower increases mower productivity through multi-season versatility.



Vertical mount – attaches to Groundsmaster 360 4WD front QAS system – increasing versatility

Pro Sweep®

The Pro Sweep is the fastest way to get your course back in play after aeration. A handheld controller allows the operator to wirelessly control sweeping and dumping of the unit combined with the ability to move the sweeper from tow to offset position without leaving the tow vehicle driver's seat.



Rake-O-Vac®

The Rake-O-Vac delivers a clean sweeping environment due to the airflow system that directs the dust downward at ground level. A flex tip reel gently lifts wet or dry debris with an optional broom that works well for sweeping Bermuda grass during scalping operations.



Topdressing & Material Handling

ProPass™ 200

Healthy turf starts with consistent topdressing. Now it's easy to achieve your desired spread time after time with the ProPass 200. The ProPass 200 ensures a consistent spread pattern, from light to heavy, every time with a patented color-coded "drop zone" adjustment system. Just slide the twin spinner assembly into place and you can be sure your turf is getting the optimum treatment. The precisely defined spread area makes it easy to match edge line to edge line with each pass.



MH-400 Material Handler

Get ready to take productivity to new levels with the Toro® MH-400. This proven workhorse excels at a wide range of tough jobs, from transporting materials to cleanup, construction, daily maintenance, and large area topdressing. If no optional accessories are installed, the MH-400 is the ultimate work trailer. But you can quickly and easily transform it with a swivel conveyor, or the twin spinner attachment which turns the MH-400 into a large area topdresser.



ProPass 200 tow model



ProPass 200 bed model



MH-400 material handler

Toro® myTurf® Pro

TORO myTurf® Pro

CONNECT. MANAGE. MAINTAIN. SIMPLIFY.



CONNECT. Capture, combine and access Equipment & Irrigation information on a mobile-enabled, real-time, Web-based platform. Track utilisation data through internet-connectivity of Toro or non-Toro equipment.




MANAGE. Customisable tools deliver interactive alerts, automated/proactive notifications, labour management and expense tracking, and instant access to mission-critical service documentation and operational reports.



MAINTAIN. Order parts, schedule service activities and routine maintenance tasks, track inventory, monitor fleet health and labour expenses or generate reports that demonstrate operational excellence, 24/7.



SIMPLIFY. There's no other tool like it for Turf Professionals! myTurf Pro was designed to make your difficult job easier. It puts the optimisation, efficiency and effectiveness of your operation at your fingertips.



myTurf® Pro is a powerful, easy-to-use software application that tracks and manages all your assets, regardless of brand. Real-time data helps you improve staff efficiency, lengthen the life of your equipment and reduce overall maintenance costs across your entire golf course.

To Learn More:



toro.com/myturfpro

Toro Protection Plus™

Run Your Maintenance Budget at Peak Efficiency.

Extended Coverage

- **Peace of Mind** – Comprehensive or Drivetrain only plans for up to 5 years or 5,000 hours
- **Seamless Protection** – Coverage begins at expiration of the Toro Standard Warranty
- **Dependable Repairs** – Repairs by certified Toro technicians using only Toro Genuine Parts

Budget Security

- **Zero Deductible** – 100% coverage of parts and labour + transportation benefit
- **Minimised Risk** – Provides a known cost for unpredictable breakdown repairs
- **Maximised Control** – Plans can be purchased anytime within the standard warranty



For more information: Contact your Toro Distributor, visit toro.com/tpp, or register at toro.com/protection



Toro® Genuine Parts



Genuine Toro Quality

- **Parts Availability** - Most local distributors deliver parts within 1-2 days.
- **OEM Quality** - Toro genuine service parts are the same parts used on the original piece of equipment, ensuring maximum performance with less downtime.
- **Unparalleled Customer Service** - Count on dedicated support for your Toro parts needs.
- **Peace of Mind** - With Toro genuine parts, you get the right part with the correct specifications. There's no need to wonder if the part will work.



Toro Titan® Tines Catalogue

- Over 150 tines in a wide variety of styles and sizes, providing multiple aeration choices
- Coring and solid tines in standard and deep lengths to meet your exact aeration requirements
- Organised by aerator and mount size for easy selection



Toro Performance Parts

- Competitive pricing on parts you use everyday
- Full-line of filter MVP Maintenance kits
- Quick and easy to use reference guide:
 - Filters, belts, bearings, tyres, starters and alternators



To best protect your investment and maintain optimal performance of your turf equipment, count on Toro Genuine Parts. When it comes to reliability, Toro delivers replacement parts designed to the exact engineering specifications of our equipment. For peace of mind, insist on Toro Genuine Parts.

Lynx® Central Control System Overview

Better Information For Better Decisions

The Toro® Lynx Central Control System was developed specifically to help you address the unique challenges and changing priorities you face every day. With Lynx, you can now have all of your essential irrigation information readily available in one place, conveniently combined into a single, intuitive interface.



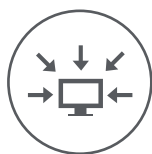
Easy Set Up.

Lynx gives you a fast, accurate way to setup your system to put water exactly where you want it, and then allows you to make edits as your course conditions change.



Easy to Use.

Lynx has a distinct user interface that combines all essential data and intuitively presents the information you need at a glance.



Easy to Control.

With Lynx, you can take quick, accurate action to effectively control and manage your golf course by providing past, present and future course information from multiple sources into a single, intuitive interface



24/7 NSN® Support.

Toro's exclusive National Support Network provides software and network assistance from experienced service professionals. NSN Connect can be linked directly to the system.




Available Anywhere, Anytime.

Lynx gives you the ability to access your irrigation controller from anywhere - simply and securely! Now also through our dedicated smart phone apps!



toro.com/lynx



GPS maps follow you on the course.

Select and activate sprinklers directly from the map.



Lynx' Mobile Apps

Apps enable you to easily control your irrigation system from your smart phone or tablet. Lynx Mobile Apps offer map and numeric based interfaces for manual irrigation, as well as an easy way to enter or edit GDC module addresses. Available for both iPhone®* and Android™** devices.



Superior Course Map Editing And Creation

The advanced functionality of the Lynx Central Control System allows you to edit your course map easily, or create your own fully interactive map using a digital image of your course.



Integration With Other System Components

Lynx can be seamlessly integrated with field hardware, weather stations, electrical systems, smartphones and much more, including the Toro® Turf Guard® Wireless Soil Monitoring System.



Comprehensive Reporting Increases Your Productivity

Armed with the thorough reports provided by Lynx, you'll be able to immediately address any irrigation concerns and avoid potential course damage . . . or just move on to other tasks when Lynx lets you know that things are running as planned.

Field Control Systems – integrate seamlessly with Lynx®

LYNX Smart Satellite Control

Provides distributed control and added security via intelligent field controllers with an intuitive user interface. Controllers are placed on each hole to operate a specified number of stations. They work with a central computer but can also be programmed independently for standalone operations.

Advantages

- Save water and optimise the course - apply the appropriate amount of water with precision calculated to the second.
- Have only the people you want to have access and programme by protecting each satellite with a password
- Monitor your course from each satellite with the new sensor input board
- Current sensing provides protection by monitoring each station output for proper amperage draw
- Wireless or 2-way wired communication options enable flexible system design and installation
- Work faster thanks to the microprocessor which is 15 times faster than the previous model and has the capacity for future capabilities
- Use the satellite easily because of the larger and illuminated display and the availability of its primary functions in English, Spanish, French, Italian, Chinese, Korean and Japanese.



NEW!

LYNX Smart Module (LSM)

Provides direct control via intelligent modules installed inside or near each sprinkler

Advantages

- All system components are below ground which helps maintain course aesthetics
- Have the lowest cost system option due to the reduced amount of wire
- The continuous 2-way communication and automated diagnostics ensure the system integrity
- Have the best-in-class broadband lightning protection
- Expand the system easily by adding modules to the wire path
- Lynx Smart Hub provides additional features and benefits



Toro INFINITY and FLEX® 800 Series sprinklers can be ordered with integrated LSM modules.

The Best of Both Worlds: LYNX Smart Hub

This new type of field controller combines the flexibility of satellite controllers with the cost savings of a 2-wire/decoder system.

- Simplified installation and maintenance
- Provides infield manual operation or troubleshooting
- Runs automatic programmes
- Best in class broadband lightning protection
- Two-way communication
- Easily expandible





Each Smart Hub can control up to 1,000 sprinklers, compared to 64 per traditional satellite controller.

Toro® Golf Sprinklers



Pick the Right Players

One of our greatest areas of expertise is golf course irrigation. A Toro sprinkler is always packed with ideas. Make your work count over and over with the sensational INFINITY® sprinkler family with Smart Access®.



For Demanding Areas

Tackle every obstacle on the golf course – wind, trees, bunkers, mounds, etc.

INF35-6 Smart Access® **INF55-6** Smart Access



FLX35-6



FLX55-6



For Moderate Areas

Apply water to exactly the right spot at exactly the right angle; don't be limited by slopes or branches.

INF35 Smart Access **INF55** Smart Access

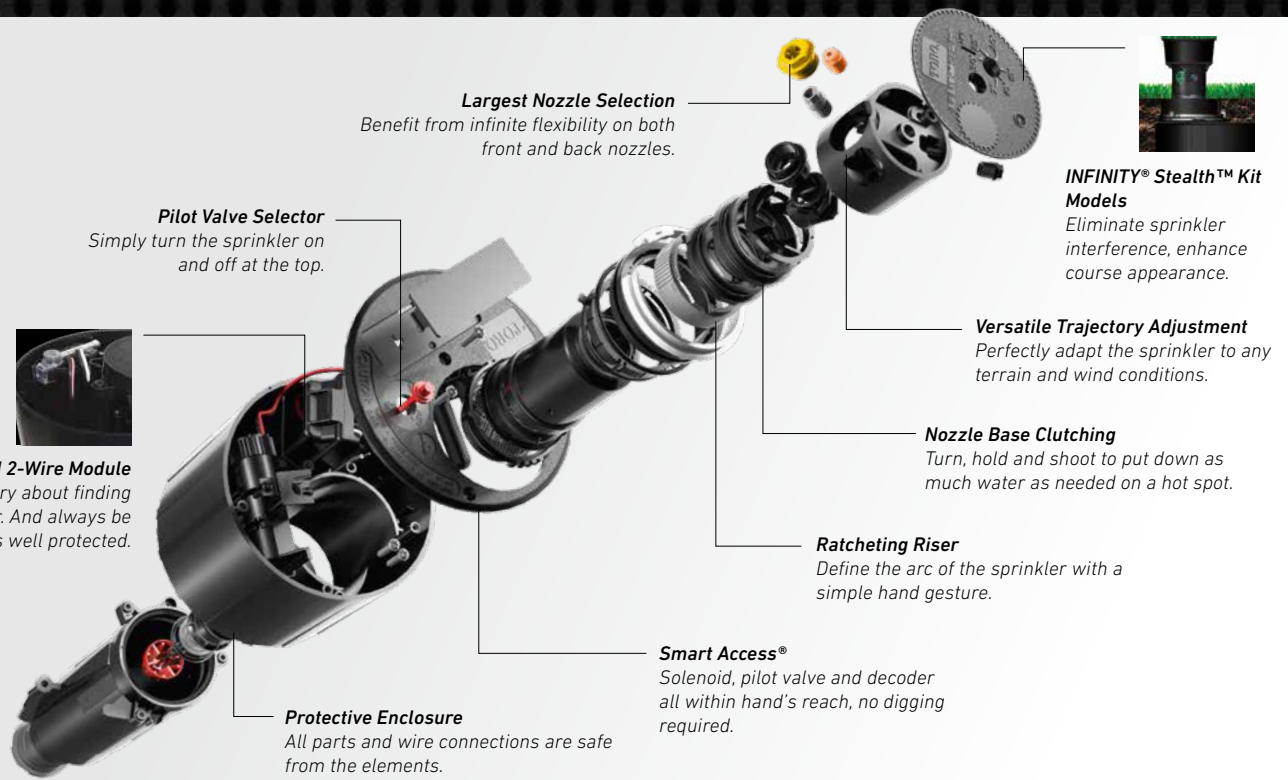


FLX35



FLX55





For Plain Areas

Where a consistent and reliable full-circle water supply is needed, these sprinklers do an outstanding job.

For Tees and Their Surroundings

There are areas on a course that are best supplied by block systems. Get the best from Toro® for this task.

INF34

Smart Access®

INF54

Smart Access



FLX35-6B

FLX 35B



FLX34

FLX54

FLX34B



toro.com/infinity



WHEN WE SAY **COUNT ON IT**, WE MEAN IT

Every product that carries the Toro brand is backed by over 100 years of history, innovation and timeless dependability. We never stop investing in research and development to give our customers the latest features. That's why Toro is one of the best-known, most trusted brands in the business. We also stand behind our products with a global network of knowledgeable dealers for parts and service support. **Real People. Real Support.**

Smart Features. Proven Dependability.



Count on it.



toro.com
Worldwide Headquarters
The Toro Company
8111 Lyndale Ave. So.
Bloomington, MN 55420 U.S.A.
Phone: (1) 952 888 8801
Fax: (1) 952 887 8258

©2020 The Toro Company.
All Rights Reserved.

20-200-GB-UK

Products depicted in this literature are for demonstration purposes only. Actual products offered for sale may vary in use, design, required attachments and safety features. We reserve the right to improve our products and make changes in specifications, design and standard equipment without notice and without incurring obligation. See your distributor for details on all our warranties.



facebook.com
twitter.com/TheToroCompany
youtube.com/ToroCompanyEurope

