



G A R I A

UTILITY VEHICLES



E-MOBILITY YOUR WAY

RANGE UP TO *

100km

TOP SPEED (PARK / CITY)

25/45km/h

TURNING RADIUS (SC / EC MODEL)

3.9/4.6m

LOAD CAPACITY UP TO *

788kg



* Depending on battery configuration and passengers.

*OPTIMIZE YOUR
OPERATION WITH VEHICLES
MADE FOR YOU*

Garia Utility is e-mobility your way.

E-MOBILITY YOUR WAY

The electric Garia Utility vehicle is built like a compact utility truck from the ground up, with no compromises on features. It combines reliability, ergonomics and zero emission with comfort, functionality and good design. Made of high quality European components never seen in this segment, the Garia Utility vehicle is one of a kind.

Garia Utility is designed, developed and produced in Denmark and constructed for last-mile, municipal and industrial use.

Garia are experts in vehicles tailored to specific customer requirements. We can create your custom solution.

FEATURES AND BENEFITS



YOUR WORKMATE

The Garia Utility vehicle combines durability and comfort. Low vibration and superior suspension ensure a smooth ride, and extra storage space is available under the lockable front bonnet. With ergonomic features throughout the spacious cabin, everything you need is at your fingertips.

You can do what you do best, without compromise.

The charging plug is conveniently located in the front, and plugs into standard wall sockets so you can power up anywhere you may need a charge.

CHOOSE THE RIGHT BATTERY FOR YOUR APPLICATION

With the Garia Utility there is no additional cost for renting the battery. Choose your preferred solution and enjoy miles of practicality at a one-time cost.

LITHIUM BATTERIES

Available in 2 different sizes: 200AH / 10,2 kWh or 100AH / 5,1 kWh. Lithium batteries maintain consistent power, and are maintenance free. The lower weight of lithium allows for a higher load carrying capacity.

Lithium	Range up to	Charge time
200AH / 10,2 kWh	100 km / 62 miles	6-8 hours
100AH / 5,1 kWh	50 km / 31 miles	5-6 hours

LEAD ACID BATTERIES

Cost efficient simple and durable. Garia offers 2 different Lead Acid deep cycle battery configurations. Standard duty 6 x 8v T875 batteries or heavy duty 8 x 6v T145 batteries for increased performance and range.

Lead Acid	Range up to	Charge time
8 x 6v T145 deep cycle	60 km / 37 miles	8-10 hours
6 x 8v T875 deep cycle*	40 km / 25 miles	6-8 hours

* Only available on non-street legal Garia Utility Park.

GO GREEN BASED ON ECONOMICAL ADVANTAGES

€ Less than half the cost pr. kilometer compared to conventional diesel driven vans.

€ Congestion charge exempt in some cities compared to conventional fossil driven vehicles.

€ Eligible for subsidies in most European countries. Do not hesitate to contact us for more information.

€ A full charge of electricity cost less than 1 litre diesel.

LITHIUM POWER

Garia lithium batteries are available on all models and offer many advantages.



Additional power. Choose 100 or 200AH Lithium batteries for added capacity.



Lower total cost of ownership due to fewer replacements and more efficient charging.



Lower total vehicle weight which allows for a higher load-capacity.



Zero maintenance. No water filling, terminal tightening and cleaning of acid deposits on batteries.



Zero emission of toxic and hazardous chemicals. No lead evaporation. No hydrogen during charge.



3 year capacity warranty. Do not hesitate to contact us for more information.

FEATURES AND BENEFITS



WHY CHOOSE A GARIA UTILITY

- 100% electric
- Low operating cost
- Custom configurations
- No monthly battery fees
- Crash tested and safe
- Easy maintenance
- Street legal
- Agile and comfortable
- Charge using a standard outlet
- Heated cabin in cold climates
- Smooth ride

- A. 48V BRUSHLESS AC MOTOR**
Up to 38% more efficient compared to a DC motor. Regenerative braking extend range and save energy.
- B. AUTOMATIC PARKING BRAKE**
Provide safe parking / stopping and lower maintenance.
- C. LEAD OR LITHIUM BATTERIES**
Lead acid batteries are equipped with a single point filling system. Lithium batteries are virtually maintenance free.
- D. PROGRAMABLE CURTIS AC SPEED CONTROLLER**
Enables full customization of vehicle characteristics.
- E. ON BOARD DELTA-Q CHARGER**
Charge anywhere.
- F. MCPHERSON FRONT SUSPENSION**
For smooth handling, accurate steering and superb stability.
- G. HYDRAULIC BRAKING SYSTEM**
With front disk brakes and rear drum brakes.
- H. SWING ARM WITH COIL OVER REAR SUSPENSION**
For a balanced load and a smooth ride.
- I. OPTIONAL HEATER**
A diesel fueled heater to keep cabin heated even in harsh winter conditions.
- J. AUTOMOTIVE STYLE DASHBOARD**
For easy access to vehicle controls.
- K. SPACIOUS CABIN**
With unrivalled height and leg room, and visibility so every trip is comfortable and safe.
- L. CARGO BED**
With drop down sides. For easy loading and unloading, with optional electric tilt. Mesh-cage, closed cargo box and other solutions available.
- M. ROAD TIRES**
13" rims with M+S rated tires for safe use in all weather conditions.
- N. STREET-LEGAL LIGHTS**
EU-homologated front and rear lights for safe and comfortable use in all conditions.
- O. HEAT TREATED GALVANIZED FRAME**
Provide a rigid and stable steel frame structure and unmatched corrosion resistance.

CUSTOM SOLUTIONS

OPTIMIZE YOUR OPERATION

A major benefit of the electric Garia Utility vehicle is the ability to adapt the base vehicle to specific customer requirements.

A larger box? More battery capacity? A redesigned interior? A different load bed? Another color?

Garia Utility is emobility your way - optimize your operation with vehicles made for you.

GARIA UTILITY DESIGNED FOR

- Last mile delivery
- Municipalities
- Facility management
- Industrial use
- Hotels
- Resorts
- Mobile vending
- Theme parks



UPS - LAST MILE

Several European cities are restricting diesel vehicles and enlarging pedestrian zones in the city centres.

Logistics companies such as PostNord or UPS benefit from using Garia Utility vehicles to deliver letters and packages in areas where a normal diesel truck or van may not go.



A LUXURY HOTEL GROUP

Garia is supplying hotels with Utility vehicles for all sorts of service on their facilities. Its able to carry plenty of load in a small package which is easy to manoeuvre around the site.



CONCEPT UTILITY VEHICLE

A Garia Utility vehicle customized as a mobile vending unit. Bring to-go coffee to your customer.

Do you have a business case or a business idea?

Do not hesitate to contact us

email
sales@gariautility.com
or call
+45 46 570 580

STEAM IT

Garia have teamed up with SeeF World to provide a zero emissions and environmentally friendly car wash solution. The solution save fresh water and reduce polluted waste water. Based on a Garia Utility City EC model.



INDUSTRIAL CAMPUS

To act as site maintenance vehicles, at large industrial estates for various indoor and outdoor jobs.



POSTNORD'S UTILITY FLEET

Garia is supplying the Nordic logistics and postal service company PostNord with all-electric utility vehicles.

Based on a Garia Utility City SC model with a closed cargo box. It features special options developed for the logistics company, including interior letter arranging racks, RH-steering and ergonomical accelerator pedal setup.

SOME REFERENCES



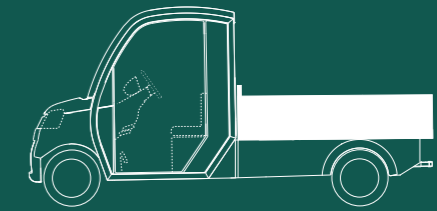
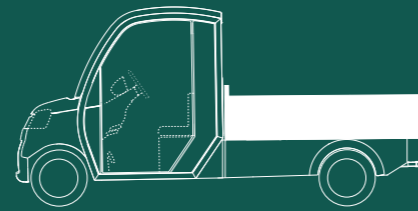

Mercedes-Benz



UTILITY MODELS

PARK MODEL - CLOSED CAMPUS

CITY MODEL - STREET LEGAL (L7e)



GARIA UTILITY PARK SHORT CHASSIS

The Garia Utility Park SC model is a fit-to-task vehicle for pedestrian areas and car free zones.

This is our shortest non-street legal model, made for navigating tight spaces that require agility when performing tasks.

Ideal for use in parks or industrial complexes with narrow paths and curving roads. CE compliant.

Max. weight
1350 kg

Max. load capacity, dep. on battery
and passengers
688 kg

Top speed
25 km/h

Range up to
100 km

Max towing capacity with
unbraked trailer
300 kg

Cargo area, internal dimensions
L. 1258 / 1618 x B. 1215 mm

GARIA UTILITY PARK EXTENDED CHASSIS

The Garia Utility Park EC model is based on our CE compliant non-street legal Park SC model, but with an extended chassis to carry larger or heavier loads.

Ideal for industrial and commercial compounds, airport loading areas, hospitals and underground delivery systems or other operations that require a large cargo bed or box.

Max. weight
1500 kg

Max. load capacity, dep. on battery
and passengers
788 kg

Top speed
25 km/h

Range up to
100 km

Max towing capacity with
unbraked trailer
300 kg

Cargo area, internal dimensions
L. 1618 x B. 1215 mm

GARIA UTILITY CITY SHORT CHASSIS

The Garia Utility City SC model is EU type approved as an L7e for EU street use.

Our shortest street legal model, made for navigating tight spaces that require agility when performing tasks in confined areas.

Ideal for use as facility and site management vehicles, food delivery, postal service and facility management.

Max. weight
1350 kg

Max. load capacity, dep. on battery
and passengers
623 kg

Top speed
45 km/h

Range up to
75 km

Cargo area, internal dimensions
L. 1258 / 1618 x B. 1215 mm

GARIA UTILITY CITY EXTENDED CHASSIS

The Garia Utility City EC model is EU type approved as an L7e for EU street use, with an extended chassis.

Designed to carry large loads in courier services and facility management.

Max. weight
1500 kg

Max. load capacity, dep. on battery
and passengers
723 kg

Top speed
45 km/h

Range up to
75 km

Cargo area, internal dimensions
L. 1618 x B. 1215 mm

WIDE RANGE OF
CONFIGURATION OPTIONS



CONFIGURE IT YOUR WAY

Garia Utility develop and produce electric utility vehicles in a wide range of configurations.

The electric Garia Utility is available in a short chassis and a extended chassis frame. From here you can create the workmate that provide the best solution for your job.

Garia are experts in vehicles tailored to specific customer requirements. We can create your custom solution.

Do not hesitate to contact us by email sales@gariautility.com or phone +45 46 570 580.

SHORT CHASSIS
ELECTRIC GARIA UTILITY



Short chassis



Cargo bed with removable drop sides. L. 1258 x B. 1215 x H. 300 mm



Cargo bed with removable drop sides. L. 1618 x B. 1215 x H. 300 mm**



Electric tilt cargo bed with removable drop sides. L. 1258 x B. 1215 x H. 300 mm



Electric tilt cargo bed with removable drop sides. L. 1618 x B. 1215 x H. 300 mm**



1,4 m³ closed vanbox
L. 1284 x B. 1223 x H. 1100 mm



2,1 m³ closed vanbox
L. 1550 x B. 1250 x H. 1100 mm



Mesh cage L. 1258 x B. 1215 x H. 1040 mm



Mesh cage L. 1618 x B. 1215 x H. 1040 mm**

EXTENDED CHASSIS
ELECTRIC GARIA UTILITY



Extended chassis



Cargo bed with removable drop sides. L. 1618 x B. 1215 x H. 300 mm



2,1 m³ closed vanbox
L. 1550 x B. 1250 x H.1100 mm
2,8 m³ closed vanbox
L. 2050 x B. 1250 x H. 1100 mm



3,1 m³ closed vanbox
L. 2050 x B. 1250 x H. 1600 mm
4,1 m³ closed vanbox
L. 2050 x B. 1250 x H. 1600 mm



4,5 m³ closed vanbox
L. 2050 x B. 1250 x H. 1600 mm



Mesh cage L. 1618 x B. 1215 x H. 1040 mm

All dimensions are internal. ** not available as City SC

TECHNICAL

SPECIFICATIONS

	PARK SC	PARK EC	CITY SC	CITY EC
DIMENSIONS				
A. Width	1313 mm	1313 mm	1313 mm	1313 mm
B. Length	3269 mm	3629 mm	3269 mm	3629 mm
C. Height	1863 mm	1863 mm	1863 mm	1863 mm
D. Bare chassis height	641 mm	641 mm	641 mm	641 mm
E. Load bed height (internal dimensions)	300 mm	300 mm	300 mm	300 mm
F. Load bed length (internal dimensions)	1258 mm	1618 mm	1258 mm	1618 mm
G. Ground clearance	200 mm	200 mm	200 mm	200 mm
H. Wheel base	2117 mm	2717 mm	2117 mm	2717 mm

PERFORMANCE (STANDARD)

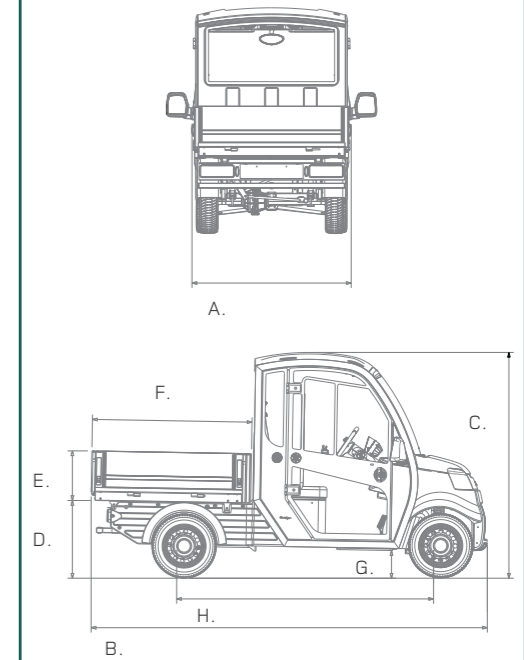
Standard motor continuous power (S2 = 60 min.)	3 kW (4Hp)	3 kW (4Hp)	3 kW (4Hp)	3kW (4Hp)
Peak power	11 kW (15Hp)	11 kW (15Hp)	11 kW (15Hp)	11 kW (15Hp)
Heavy duty motor continuous power (S2 = 60 min.)	8 kW (11Hp)	8 kW (11Hp)	8 kW (11Hp)	8 kW (11Hp)
Peak power heavy duty motor	15 kW (20Hp)	15 kW (20Hp)	15 kW (20Hp)	15 kW (20Hp)
Motor controller	Curtis 350 A	Curtis 350 A	Curtis 350 A	Curtis 350 A
Batteries	Trojan T875 6x8V	Trojan T875 6x8V	Trojan T145 8x6V	Trojan T145 8x6V
Battery capacity, 5h rate (lead acid)	145 Ah	145 Ah	215 Ah	215 Ah
Chassis	Galvanized steel frame	Galvanized steel frame	Galvanized steel frame	Galvanized steel frame
Brakes - hydraulic	Discs front, drums rear	Discs front, drums rear	Discs front, drums rear	Discs front, drums rear
Tires	165 / 70 R13 C 88	165 / 70 R13 C 88	165 / 70 R13 C 88	165 / 70 R13 C 88
Turning radius	3,9 mtr.	4,6 mtr.	3,9 mtr.	4,6 mtr.
Actual mass, with standard battery	763 kg	813 kg	828 kg	878 kg
Payload, incl. passengers (Lead Acid)	587 kg	687 kg	522 kg	622 kg
Payload, incl. passengers (lithium, 100 AH)	688 kg	788 kg	623 kg	723 kg
Payload, incl. passengers (lithium, 200 AH)	635 kg	735 kg	570 kg	670 kg
Technically permissible laden mass /max. weight	1350 kg	1500 kg	1350 kg	1500 kg
Top speed	25 km/h / 19 mph	25 km/h / 19 mph	45 km/h / 28 mph	45 km/h 45 km/h / 28 mph
Range Trojan T875, 6 x 8V	up to 40 km / 25 miles	up to 40 km / 25 miles	N/A	N/A
Range Trojan T145, 8 x 6V	up to 60 km / 37 miles	up to 60 km / 37 miles	up to 60 km / 37 miles	up to 60 km / 37 miles
Range Lithium 100 AH	up to 75 km / 47 miles	up to 75 km / 47 miles	up to 50 km / 31 miles	up to 50 km / 31 miles
Range Lithium 200 AH	up to 100 km / 63 miles	up to 100 km / 63 miles	up to 75 km / 47 miles	up to 75 km / 47 miles
Towing Capacity (braked trailer)	500	500	N/A	N/A
Towing Capacity, (unbraked trailer)	300	300	N/A	N/A
Climb Angle	25%	25%	25%	25%

WARRANTY

Manufacturers limited warranty	3 years/ 3,000 hours	3 years/ 3,000 hours	3 years/ 3,000 hours	3 years/ 3,000 hours
--------------------------------	----------------------	----------------------	----------------------	----------------------

ATEX Zone 1&2 available

GARIA UTILITY DIMENSIONS



POWER REQUIRED TO RECHARGE

Lithium	kWh
100AH	5 kWh
200AH	10 kWh

DESIGNED TO NAVIGATE CONFINED SPACES



OPTIONAL
ACCESSORIES



DASHBOARD

Cabin heater
with thermostat, diesel. Features ergonomic controls and optimum heating to keep you warm in cold climates.

Speed switch
reduce speed if needed in select areas.

Refrigerator
built into the dashboard. Work all day but enjoy a fresh break.

Leather steering wheel
an ergonomic grip that enhances steering control and comfort.



ELECTRIC TILTING CARGO BED

The load bed holds up to 788 kg of weight, and allows operation from inside and outside the cabin.



DIGITAL INSTRUMENT CLUSTER

All relevant driver information is located in one place. The premium cluster is an information center for speed, distance, time, battery status, warning signals and a resettable odometer.



ADJUSTABLE SEATS

Two individual adjustable bucket seats, offer superior comfort.



ADJUSTABLE SIDE MIRRORS

The mirror package includes rear view mirror and adjustable side mirrors from inside the cabin.

OPTIONAL

ACCESSORIES



LOCKABLE AND SPLIT DOORS

Lockable cabin doors
rear hinged.

Split cabin door
barn style split door, right hand side only.



MESH CAGE AND CARGO BED


Mesh cage
for short bed and long bed.

Cargo bed
with removable drop sides.

RADIO AND DELUXE CAB UPGRADE

Radio with Bluetooth
Stay connected with our Bluetooth equipped stereo system.

Deluxe cab upgrade
sun visors, 12 volt outlet, interior light.



TOW BAR, HOOK AND REAR LIGHTS

Tow bar and hook
with trailer lights coupling. Not homologated.

Rear lights
Accessory to the Park model.
Standard on City.



BRUSH GUARD AND NERF BARS

For body protection and styling.

OPTIONAL

ACCESSORIES

PARK SC PARK EC CITY SC CITY EC

COLORS

White	Std.	Std.	Std.	Std.
Blue	Option	Option	Option	Option
Grey	Option	Option	Option	Option
Orange	Option	Option	Option	Option
Custom Color	Option	Option	Option	Option
Custom Decal	Option	Option	Option	Option

GENERAL EQUIPMENT

3-point seat belts	Option	Option	Std.	Std.
Base cluster (battery indicator)	Std.	Std.	N/A	N/A
Premium cluster (speedometer & battery indicator)	Option	Option	Std.	Std.
Rear warning reflector triangle	Option	Option	N/A	N/A
Horn	Option	Option	Std.	Std.
Mirror package (adjustable side mirrors)	Option	Option	Std.	Std.
Front windshield wiper/washer	Option	Option	Std.	Std.
Rear light package (turn signals & reverse light)	Option	Option	Std.	Std.
Heated windscreen	Option	Option	Std.	Std.

BATTERIES

6 x 8V battery pack T875	Std.	Std.	N/A	N/A
8 x 6V HD battery pack T145	Option	Option	Std.	Std.
Lithium 100 AH	Option	Option	Option	Option
Lithium 200 AH	Option	Option	Option	Option
Single point water filling system (ex. lithium)	Std.	Std.	Std.	Std.

TRACTION MOTORS

3kw	Std.	Std.	Std.	Std.
8kw (only in connection with upgraded batteries)	Option	Option	Option	Option

COMFORT EQUIPMENT

Lockable cab door, rear hinged	Option	Option	Option	Option
Split doors (right-hand side only)	Option	Option	Option	Option
Webasto heater with thermostat (diesel)	Option	Option	Option	Option
Refrigerator (built into the dashboard)	Option	Option	Option	Option
Cabin upgrade (sun visor, 12V outlet, interior light)	Option	Option	Option	Option
Radio with USB (only available with cabin upgrade)	Option	Option	Option	Option
Leather steering wheel	Option	Option	Option	Option
Bench seat	Std.	Std.	Std.	Std.
Bench seat (heated)	Option	Option	Option	Option

PARK SC PARK EC CITY SC CITY EC

2 Individual seats, adjustable	Option	Option	Option	Option
Automatic parking brake	Std.	Std.	Std.	Std.
Steering column mounted direction selector	Std.	Std.	Std.	Std.
Built-in charger	Std.	Std.	Std.	Std.
Headlights	Std.	Std.	Std.	Std.
Cup holder	Std.	Std.	Std.	Std.
Storage compartments in dashboard	Std.	Std.	Std.	Std.
Speed handles and jacket hooks	Std.	Std.	Std.	Std.

ADDITIONAL EQUIPMENT

Tow hook with trailer lights coupling	Option	Option	N/A	N/A
Reverse buzzer	Std.	Std.	Option	Option
Speed switch	Option	Option	Option	Option
Reverse camera in bumper	Option	Option	Option	Option
Right hand drive	Option	Option	Option	Option
Roof mounted beacon / flashing light	Option	Option	Option	Option
L7e Homologated	N/A	N/A	Std.	Std.

REAR VEHICLE CONFIGURATION

Chassis only	Std.	Std.	Std.	Std.
Short cargo bed with removable drop sides	Option	N/A	Option	N/A
Long cargo bed with removable drop sides	Option	Option	Option	Option
Electric tilt bed	Option	Option	Option	Option
Mesh cage for short bed	Option	N/A	Option	N/A
Mesh cage for long bed	Option	Option	Option	Option
Rear window mesh protection	Option	Option	Option	Option
1,4 m³ closed vanbox L. 1284 x B. 1223 H. 1100 mm*	Option	N/A	Option	N/A
2,1 m³ closed vanbox L. 1550 x B. 1250 x H. 1100 mm**	Option	Option	Option	Option
2,8 m³ closed vanbox L. 1550 x B. 1250 x H. 1100 mm**	N/A	Option	N/A	Option
3,1 m³ closed vanbox L. 1550 x B. 1250 x H. 1600 mm**	N/A	Option	N/A	Option
4,1 m³ closed vanbox L. 2050 x B. 1250 x H. 1600 mm**	N/A	Option	N/A	Option
4,5 m³ closed vanbox L. 2050 x B. 1250 x H. 1600 mm**	N/A	Option	N/A	Option

BODY PROTECTION

Brush guard	Option	Option	Option	Option
Side protection nerf bars	Option	Option	Option	Option
ATEX Zone 1&2 available	Option	Option	Option	Option

* with rear doors. ** with rear doors. Side doors optional.


GARIA'S OWN

PRODUCTION FACILITIES

QUALITY AND CRAFTSMANSHIP

Our electric Garia Utility vehicle is handcrafted of only the best European components, to provide you with high quality and full flexibility as the main criteria.


All the vehicles are designed and developed at our head office in Copenhagen and produced at our factory in Viborg, Denmark.



MADE TO ORDER IN DENMARK

Our electric vehicles are manufactured in Denmark in accordance with all health, safety, and environmental laws.

40-60% of our production facility's power supplied by sustainable resources, such as wind and hydro power.





G A R I A

GARIAUTILITY.COM

E-MOBILITY YOUR WAY



CONTACT US
+45 46 570 580
sales@gariautility.com



@GARIAUTILITY #GARIAUTILITY

Dealer label

Part no. U21 987 021 00

©Garia A/S 2019. All rights reserved. No part of this brochure may be reproduced without written permission from Garia A/S. All information correct at time of publication. Garia reserves the right to alter specifications and other product information at any time without prior notice.